

# PRODUCT DATASHEET

## SP DK FIX P 8W 930 PS DIM IP44 WT

SPOT DARKLIGHT | Recessed mounted spotlight with improved anti-glare light-comfort UGR<19, fixed



### Areas of application

- Direct replacement for recessed spotlights with halogen lamps
- General illumination
- Hotel rooms and corridors
- Bars, restaurants
- Accent lighting
- Galleries, museums
- Residential interiors

### Product benefits

- Darklight: Special construction for enhanced low-glare light-comfort
- Stealth appearance thanks to extra small bezel
- Powerselect: Brightness adjustment via dip switches on the driver
- Easy replacement of external driver thanks to plug with bayonet lock
- Easy installation and electrical connection thanks to tool-free electrical connectors
- SCALE Design – great appearance, valuable materials and small size fits into every surrounding
- 5 years guarantee

### Product features

- Color rendering index  $R_a$ : 90
- Type of protection: IP44 (room side)
- Beam angle: 36°
- Die-cast aluminum housing
- Silicon-pad protected springs
- Dimmable (with many common dimmers, see also [www.ledvance.com/dim](http://www.ledvance.com/dim))



- Through-wiring possible

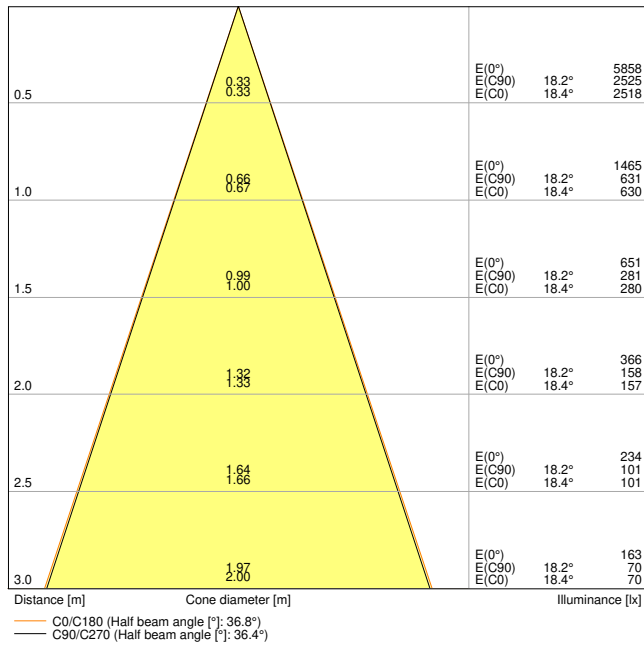
---

**TECHNICAL DATA****Electrical data**

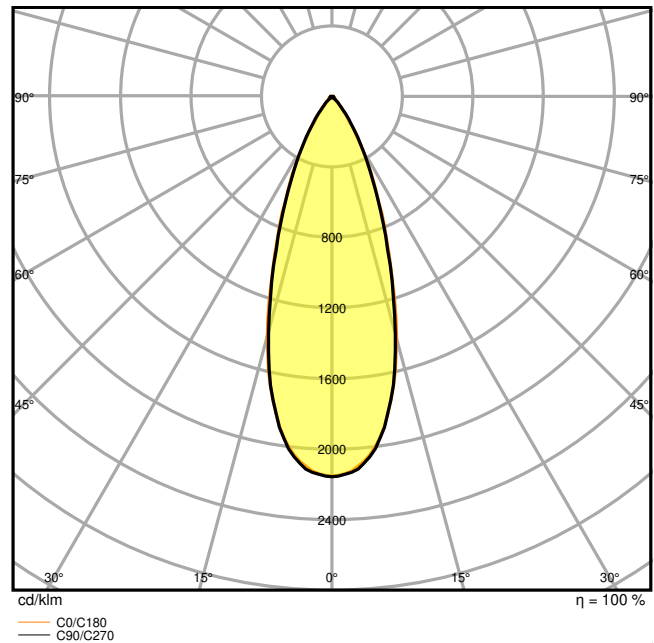
|  |                               |
|--|-------------------------------|
| Nominal wattage                          | 8.00 W                        |
| Nominal voltage                          | 220...240 V                   |
| Mains frequency                          | 50...60 Hz                    |
| Nominal current                          | 38.000 mA                     |
| Inrush current                           | 2 A                           |
| Inrush current time $T_{h50}$            | 60 $\mu$ s                    |
| Max. no. of lum. on circuit break. B16 A | 336                           |
| Max. no. of lum. on circuit break. C10 A | 210                           |
| Max. no. of lum. on circuit break. C16 A | 336                           |
| Power factor $\lambda$                   | 0.90                          |
| Total harmonic distortion                | < 20 %                        |
| Protection class                         | II                            |
| Operating mode                           | Electronic control gear (ECG) |

**Photometrical data**

|  |                           |
|--|---------------------------|
| Luminous flux                                | 680 lm                    |
| Luminous efficacy                            | 85 lm/W                   |
| Color temperature                            | 3000 K                    |
| Light color (designation)                    | Warm white                |
| Color rendering index Ra                     | 90                        |
| Standard deviation of color matching         | $\leq 3$ sdc <sub>m</sub> |
| Low flicker                                  | Yes                       |
| Photobiological safety group acc. to EN62778 | RG1                       |
| Beam angle                                   | 36 °                      |
| UGR  | < 19                      |



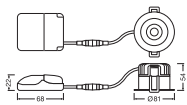
LDC typ cone



LDC typ polar

### Dimensions & Weight

|                |          |
|----------------|----------|
| Diameter       | 81.00 mm |
| Height         | 54.00 mm |
| Product weight | 260.00 g |



### Materials & Colors

|                                 |                               |
|---------------------------------|-------------------------------|
| Product color                   | White                         |
| Housing color                   | White                         |
| Body material                   | Aluminum                      |
| Cover material                  | Polymethylmethacrylate (PMMA) |
| Light emitting surface material | PMMA                          |

|  |        |
|--|--------|
| Glow Wire Test according to IEC 60695-2-12 | 650 °C |
| Mercury content                            | 0.0 mg |

### Application & Mounting

|  |                 |
|--|-----------------|
| Ambient temperature range              | -20...+40 °C    |
| Temperature range at storage           | -42...+80 °C    |
| Type of connection                     | Push terminal   |
| Type of protection                     | IP44            |
| Protection class IK (shock resistance) | IK03            |
| Dimmable                               | Yes             |
| Type of dimming                        | PHASE CUT       |
| Mounting type                          | Recessed        |
| Mounting location                      | Ceiling         |
| Application environment                | Indoor          |
| Mounting diameter                      | 68 mm           |
| Mounting depth                         | 60,0 mm         |
| Adjustable                             | No              |
| LED module replaceable                 | Not replaceable |
| With light source                      | Yes             |

### Lifespan

|                            |         |
|----------------------------|---------|
| Lifespan L70/B50 at 25 °C  | 50000 h |
| Lifespan L80/B10 at 25 °C  | 41000 h |
| Lifespan L90/B10 at 25 °C  | 18000 h |
| Number of switching cycles | 100000  |

### Control gear

|                             |          |
|-----------------------------|----------|
| Output current              | 180 mA   |
| ECG - Output ripple current | < 5 %    |
| ECG - Length                | 68.00 mm |
| ECG - Width                 | 55,0 mm  |
| ECG - Height                | 22,0 mm  |

### Certificates & Standards
















|  |                                       |
|--|---------------------------------------|
| Standards  | CE / CB / ENEC / TÜV SÜD / UKCA / EAC |
| Luminaire with limited surface temperature, "D sign" | No                                    |
| Ball shot safe                                       | No                                    |

---

## EQUIPMENT / ACCESSORIES

- External control gear included with dip-switches to select power during installation
  - Refurbishment rings are available as accessory
  - Selected DALI 2.0 driver available as accessory
- 

## DOWNLOAD DATA

| Documents and certificates  |                                 |
|---|---------------------------------|
|     | User instruction                |
|     | Addon Technical Information     |
|     | Packaging insert                |
|     | Declarations Of Conformity CE   |
|     | Certificates                    |
|   | Declarations Of Conformity UKCA |
| Photometric and lighting design files   |                                 |
|  | IES file (IES)                  |
|  | LDT file (Eulumdat)             |
|  | ULD file (DIALux)               |
|   | ROLF file (RELUX)               |
|  | UGR file (UGR table)            |
|   | LDC typ cone                    |
|   | LDC typ polar                   |
| CAD/BIM files   |                                 |
|   | BIM_Revit_3D                    |
|   | CAD_STEP_3D                     |

Tender texts



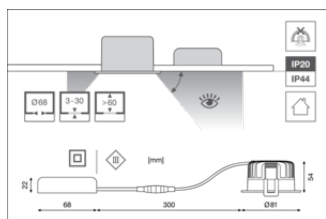
Tender documents

LOGISTICAL DATA

| Product code  | Packaging unit (Pieces/Unit) | Dimensions (length x width x height) | Gross weight | Volume                |
|---------------|------------------------------|--------------------------------------|--------------|-----------------------|
| 4058075799820 | Folding box<br>1             | 100 mm x 105 mm x 105 mm             | 496.00 g     | 1.10 dm <sup>3</sup>  |
| 4058075799837 | Shipping box<br>20           | 550 mm x 215 mm x 235 mm             | 10888.00 g   | 27.79 dm <sup>3</sup> |

The mentioned product code describes the smallest quantity unit which can be ordered. One shipping unit can contain one or more single products. When placing an order, for the quantity please enter single or multiples of a shipping unit.

ADDITIONAL CATALOG INFORMATION



|               | ✓     | ✓      | ✓      | ○      |
|---------------|-------|--------|--------|--------|
|               | ON    | ON     | ON     | Preset |
|               | 1 2   | 1 2    | 1 2    | 1 2    |
| Current (CC)  | 85 mA | 140 mA | 180 mA | 140 mA |
| Power         | 4 W   | 6 W    | 8 W    | 6 W    |
| % rated lumen | 50 %  | 80 %   | 100 %  | 80 %   |

References / Links

- For Guarantee see [www.ledvance.com/guarantee](http://www.ledvance.com/guarantee)

DISCLAIMER

Subject to change without notice. Errors and omission excepted. Always make sure to use the most recent release.